

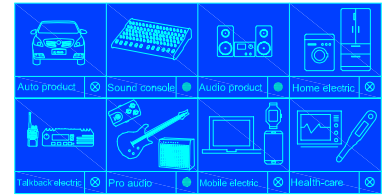
Compact and good operational feel, suitable for mixing console faders

**SANNI**



**Features**

- All series are united by the width of 9 mm
- Excellent slide operation feeling
- Assortment of resistance tapers
- Various travel lengths
- Various lever sizes
- An auto dip can correspond
- RoHS compliant



Notes: ✔ Recommend ✘ Not recommend

**RSxxP Series-9mm Low-profile Master Type (P Fader) Slide Potentiometer**

**How To Order**

**R S 6 0 1 1 G P - A E 1 5 F 7 . 0 - B 1 0 4 - 0 0 0 0**  
A B C D E F G H I J K

- A ..... Slide Potentiometer Model:RS
- B ..... Length of Travel  
45=45mm 60=60mm 01=100mm
- C ..... PC Pin Vertical/Terminal Size
- D ..... Element Count  
N=Single Circuit G=Dual Circuit
- E ..... Slide Series
- F ..... Design Style
- G ..... Indicating Lever Length
- H ..... Pushrod Material  
A=Aluminum F=Ferroalloy
- I ..... Installation Dimension"A"
- J ..... Resistance Curve and Resistance Value  
Resistance Curve To See:Tapers
- K ..... Serial number

Code	501	102	103	253	503	104	105
Value	500Ω	1KΩ	10KΩ	25KΩ	50KΩ	100KΩ	1MΩ

**Mechanical Characteristics**

- Lever Travel.....45/60/100±0.5 mm
- Sliding Force.....5 to 100 gf.cm at (20 to 30°C) and (20mm/s)
- Slide Stop Strength of the Lever.....5Kgf 10s min.
- Rotational Torque.....20 to 150gf.cm

- Soldering Condering.....
- Manual Soldering.....96.5 Sn/3.0 Ag/0.5 Cu Sold Wire Or No-clean Rosin Cored Wire 280°C Max.For 3 Seconds
- Wave Soldering.....96.5 Sn/3.0 Ag/0.5 Cu Solder With No-clean Flux 260°C Max.For 5 Seconds
- Wash Process.....Not Recommended

**Electrical Characteristics**

- Standard Resistance Range.....1KΩ To 500KΩ
- Maximun Operating Voltage.....20 VAC, 10 VDC
- Noise.....100 mV max.
- Voltage proof.....250V AC for 1 minute.
- Insulation resistance.....100MΩ min. 250V DC
- Tracking Error.....Within±3dB at 0~40dB Except

- Total Resistance Tolerance.....±10% Or ±20%
- Rated Power.....0.05W
- Residual Resistance.....20Ω max.
- Amount of the maximum attenuation.....
- 75dB min.at 10kΩ(Nominal Total Resistance)
- 80dB min.at 20kΩ≥(Nominal Total Resistance)
- Please request at 100dB of attenuation

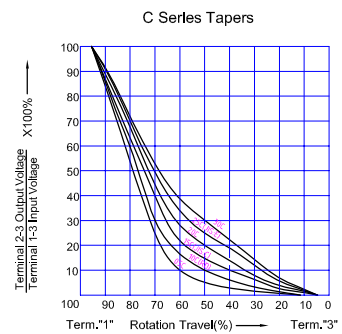
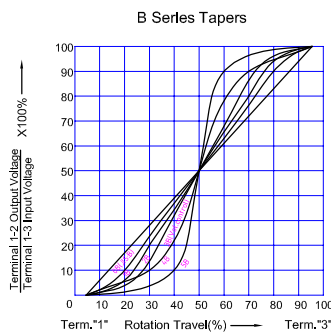
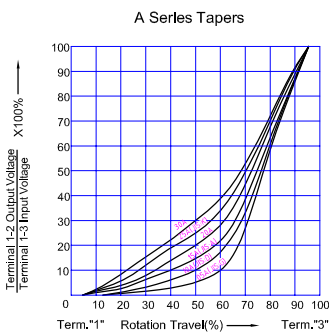
**Environmental Characteristics**

- Operating Temperature Range.....-10°C to +60°C
- Storage Temperature Range.....-20°C to +70°C

**Durability Characteristics**

- Rotational Life.....15,000 cycles

**Tapers**

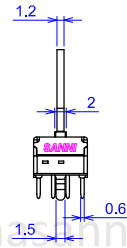
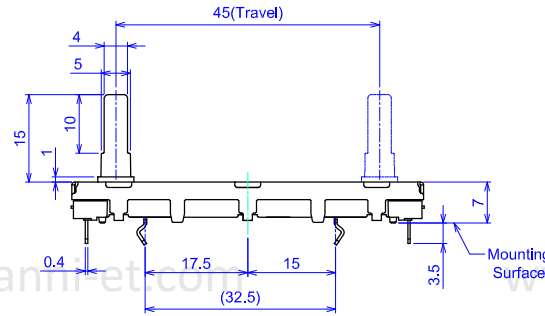
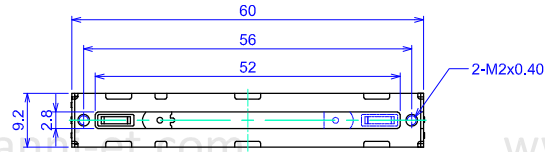


Tel: +86-769-85968666

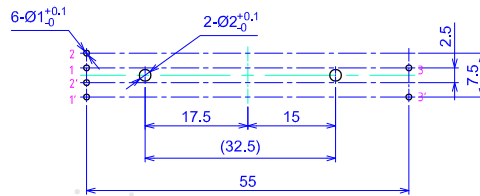
Fax: +86-769-85596262

Http: www.chinasanni.com E-mail: sanni@chinasanni.com

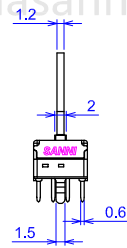
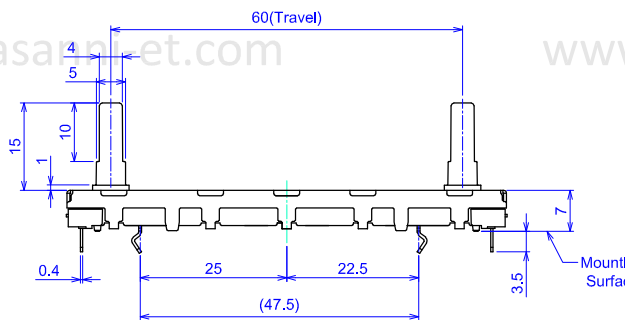
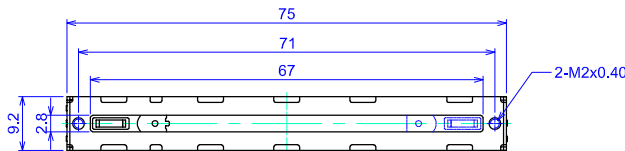
RS4511GP



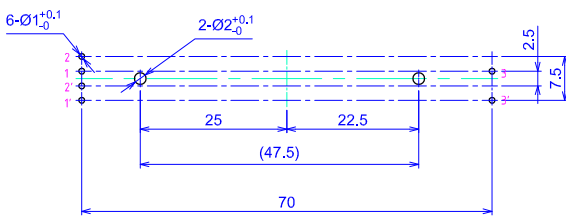
Mounting Hole Dimensions ON P.C.B (T=1.60)



RS6011GP



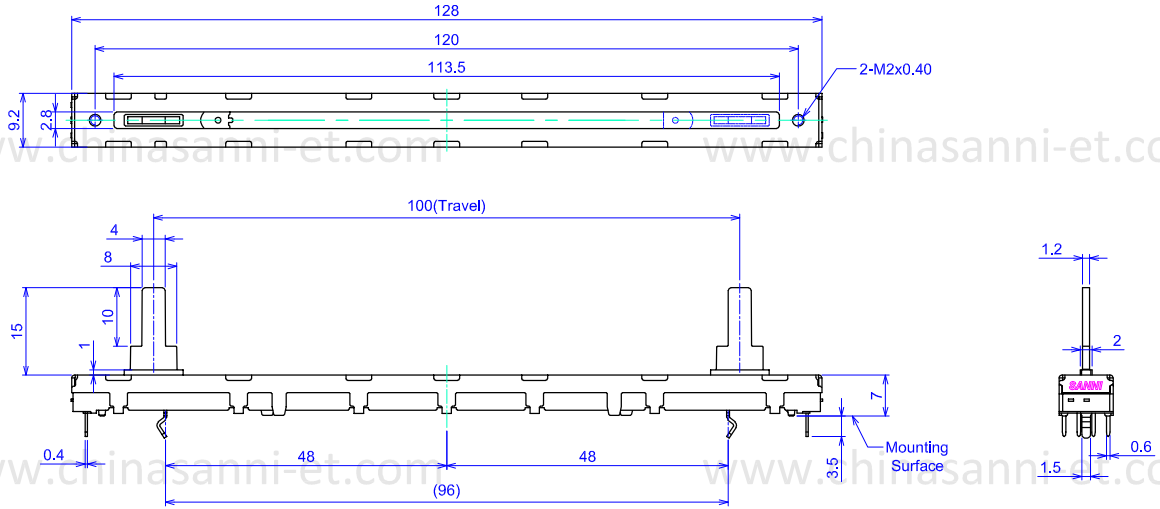
Mounting Hole Dimensions ON P.C.B (T=1.60)



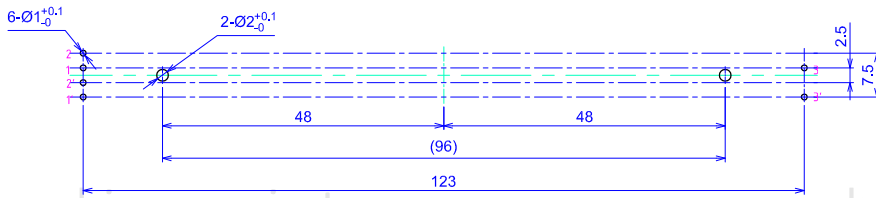
Product Dimensions

Unit:mm

RS0111GP

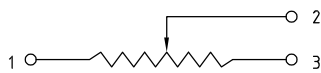


Mounting Hole Dimensions ON P.C.B.(T=1.60)



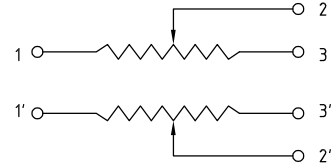
Electrical Diagrams / Terminal Layout(Viewed from Mounting Side)

Single-unit



L:Lug Terminal

Dual-unit



Corresponding Specifications

Dust cover	Available
------------	-----------

- ◆ Notes:
- A variety of operational feels are available, so please inquire if you have a request.
- Dust cloth can be installed with special remarks.